



Photos of Lapbook

Inside Folder 1



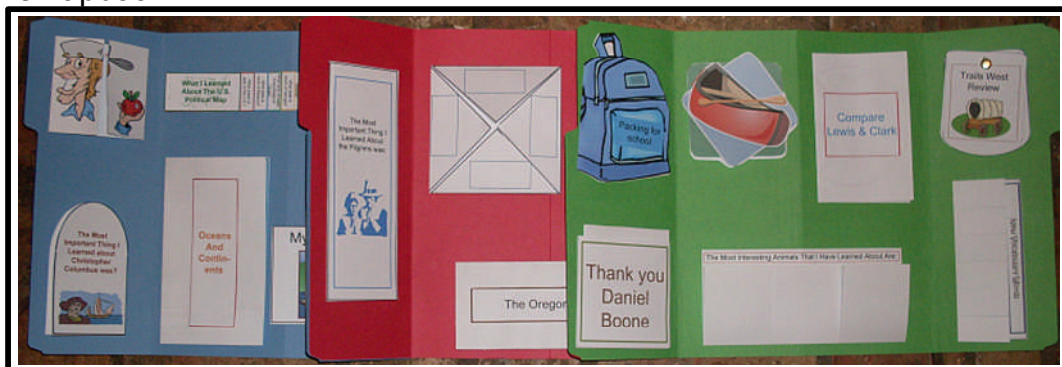
Inside Folder 2



Inside Folder 3

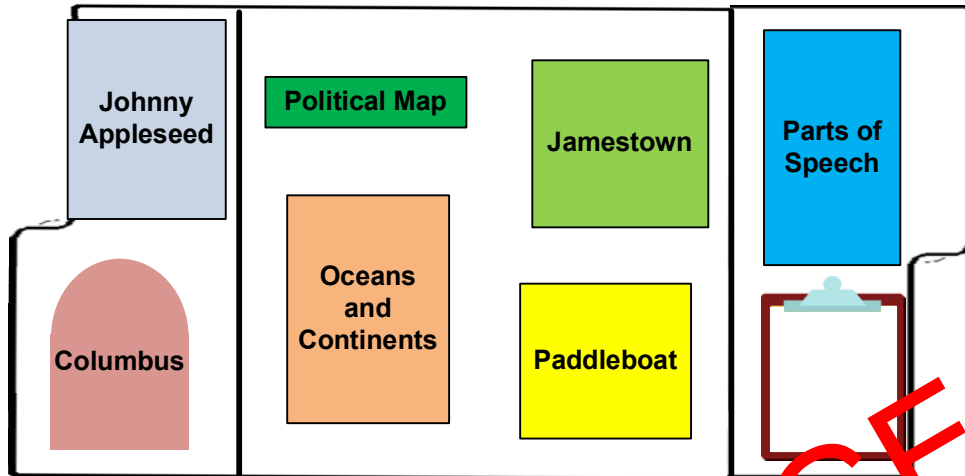


Inside Entire Lapbook

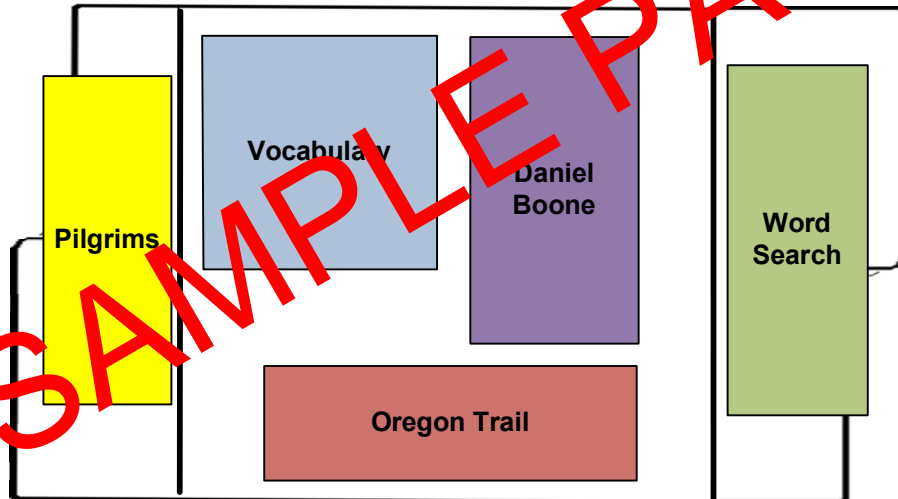


This guide shows where to place the mini-booklets in each folder.

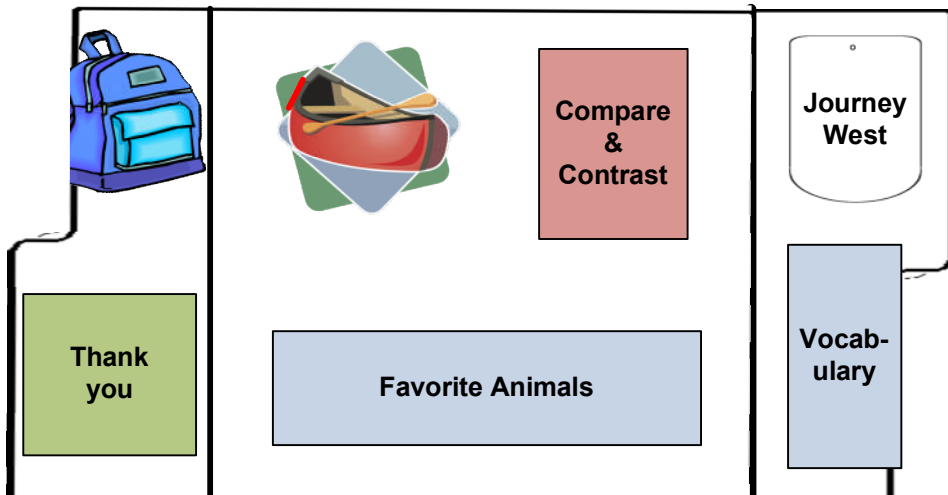
Folder 1
Unit 3 Trails West- Lessons 1 – Lesson 2 part 5



Folder 2 - Lesson 3 Part 1 – Lesson 4 Part 2



Folder 3 - Lesson 4 Part 4D – Lesson 6



Complete the Scene

This lapbook is a review of the entire Trail Guide to Learning series. You have studied all of the people below. In each circle, draw a picture or write about the topic. Cut out the scene on the dotted line and glue it to the front of your closed lapbook.

Paths of Exploration

Trails West-Unit 3

Columbus

Daniel
Boone

Pilgrims

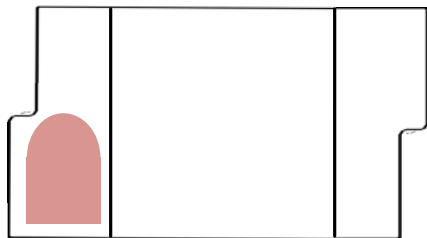
Jamestown

Lewis &
Clark

SAMPLE PAGE

Folder 1

Lesson 1 Part 1F page 202



Cut out the booklet as one piece. Fold like an accordion with the title on top. Glue into lapbook. **F-Columbus Review:** In Volume 1, Unit 1, you learned about Columbus. Inside of the booklet, list three important facts that you learned about him.

SAMPLE PAGE

The most Important Thing I Learned about Christopher Columbus was...

An illustration of Christopher Columbus in a red hat and green tunic, looking towards the right. Behind him is a blue sea with a white sailing ship.

Folder 1



Cut out the 4 pieces. Stack them together so that the tabs are in order and cover page is on top. Staple together down the left hand side. Glue into lapbook. Throughout the units you have learned about the different parts of speech. On each booklet. write two sentences. A part of speech is written on each tab. Underline the part of speech in the matching color.

Parts of Speech

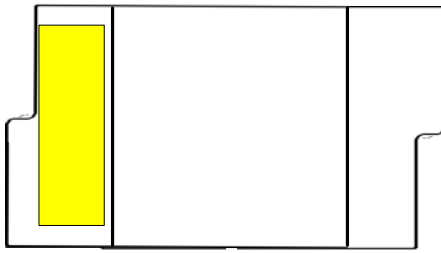


SAMPLE PAGE

Adverb

Verb

Noun



Cut out the booklet as one piece. Hotdog fold in half. Glue into lapbook. **F-Pilgrim Review:** In volume 1, unit 3 you learned about the Pilgrims. Inside of the booklet, list three important facts that you learned about them.

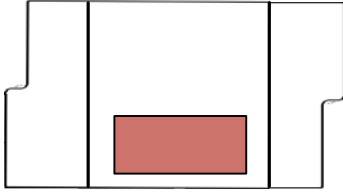
GLUE

The Most Important Things I Learned About the Pilgrims was.

An illustration of a Pilgrim man and woman. The man is wearing a wide-brimmed hat and a dark coat, and the woman is wearing a white bonnet and a dark dress. They are both looking towards the viewer.

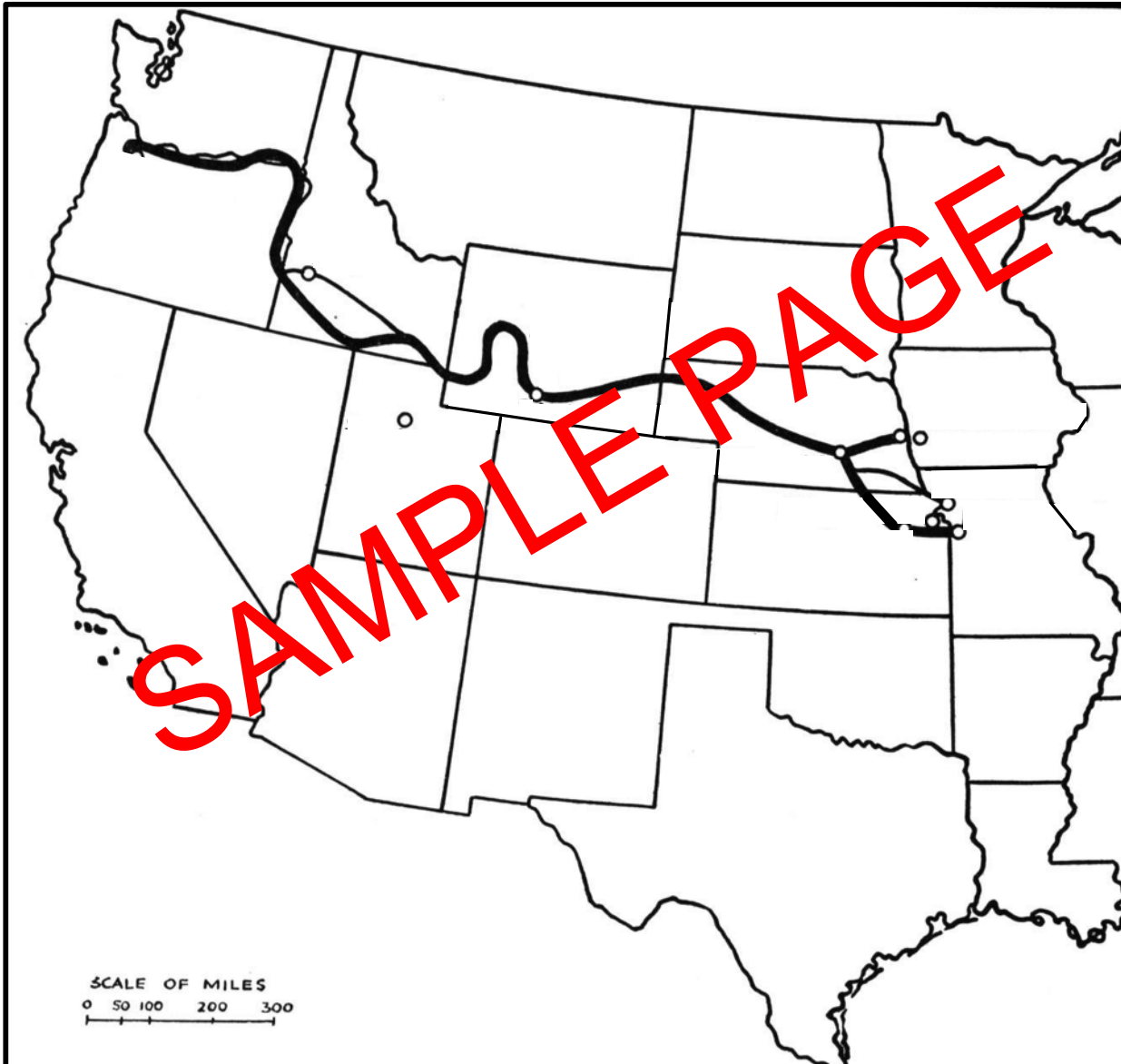
SAMPLE PAGE

Folder 2



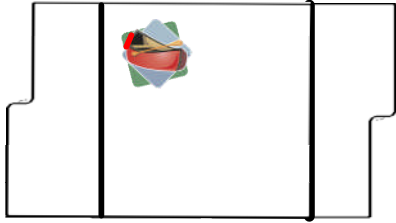
Lesson 4 Part 2D page 244

Cut out the booklet as one piece. Hamburger fold in half. Glue into lapbook. **D-Going West and Reflective Writing:** Read pages 54-55 in *Going West*. Label the stops along the Oregon Trail. (They are located on page 244 in your book).



The Oregon Trail

Folder 3




Cut out the two booklets on this page and the two on the next page. Stack all together with the cover sheet on top. (The cover sheet doesn't match the stack perfectly, so cut around it once you get the cover sheet on to make it look neat.) Staple together on the red line. Glue into the lapbook.

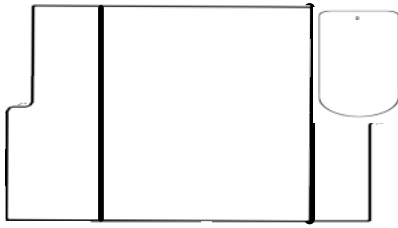
F-Lewis and Clark Review: In volume 2, unit 2 you learned about Lewis and Clark. Inside of the booklet, list three important facts that you learned about the two men and their journey.



What I Have
Learned about
Lewis and Clark




Folder 3



Lesson 6 Part 1F page 270

Cut out all shapes. Stack on top of each other with the title piece on top. Fasten together with a brad or a piece of ribbon at the top. Glue into lapbook. **F-Trails West Review:** In volume 2, unit 3 you learned about the journey west in *Trails West*. On each booklet, write an important fact that you learned about the journey.



SAMPLE PAGE