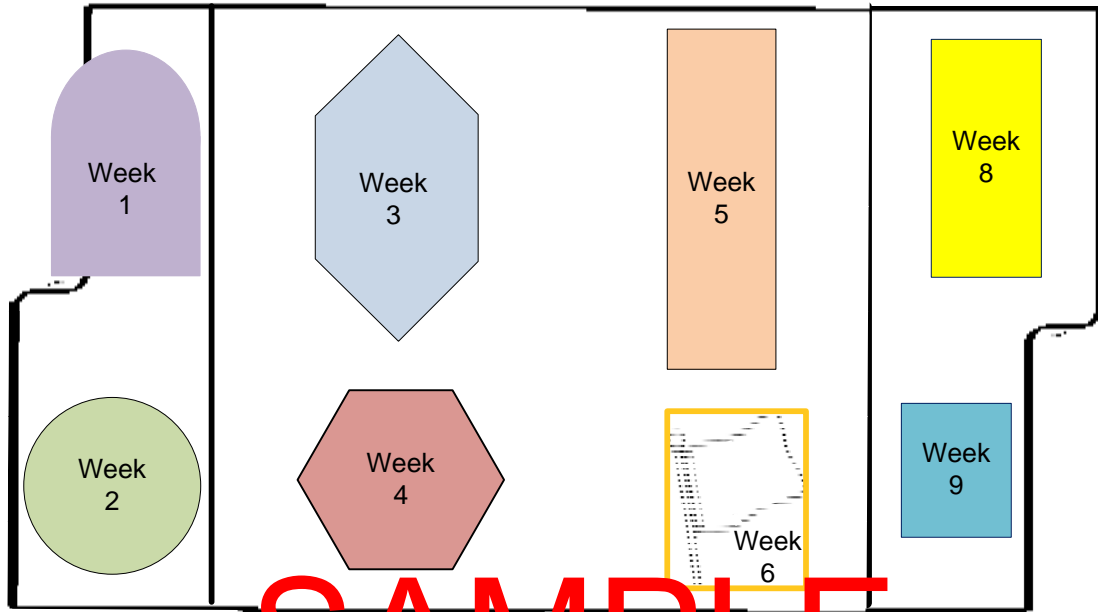


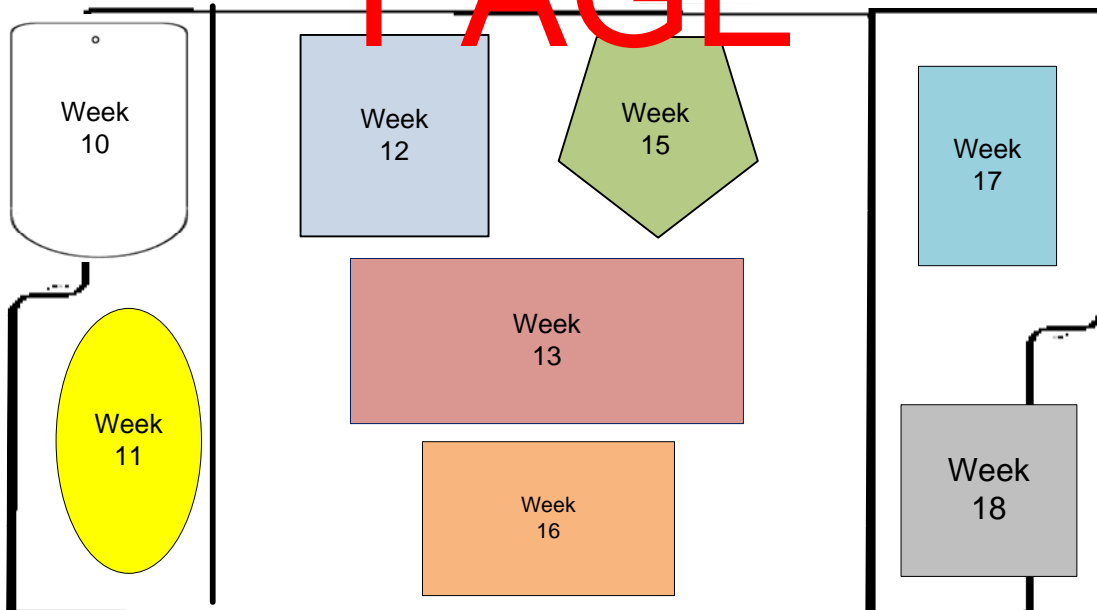
This guide shows where to place the mini-booklets in each folder.

### Folder 1 Weeks 1-9



**SAMPLE**

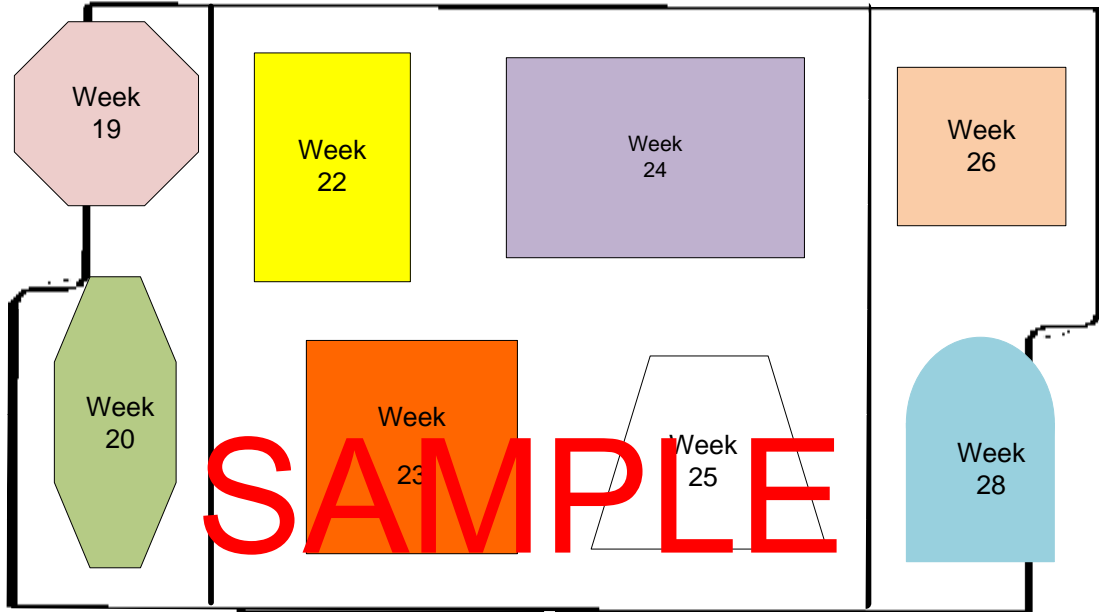
### Folder 2 Weeks 10-18



**PAGE**

This guide shows where to place the mini-booklets in each folder.

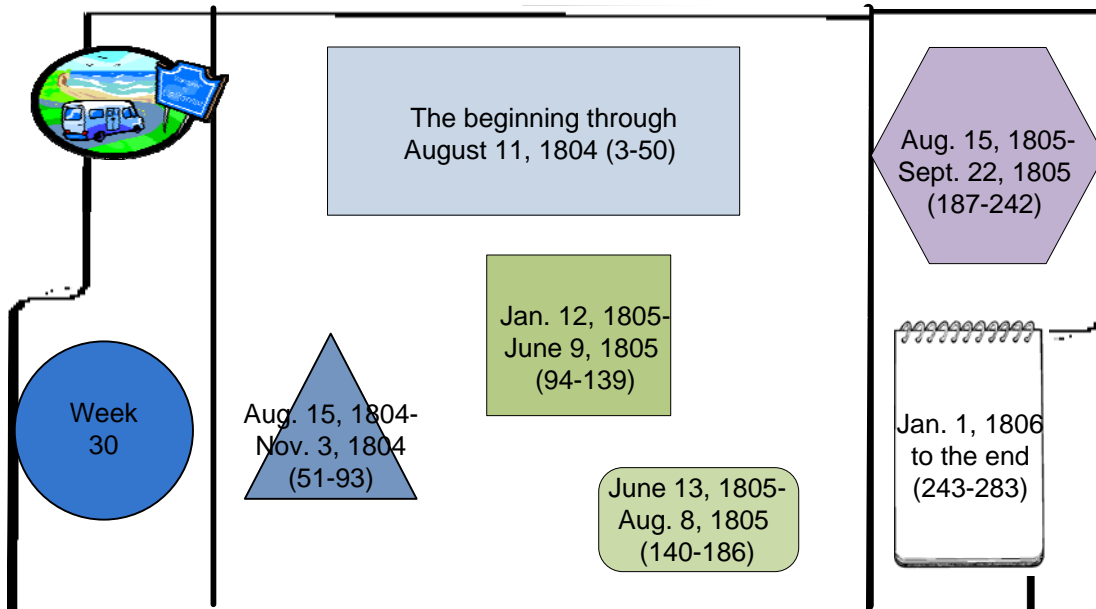
### Folder 3 Weeks 19-28



# SAMPLE PAGE

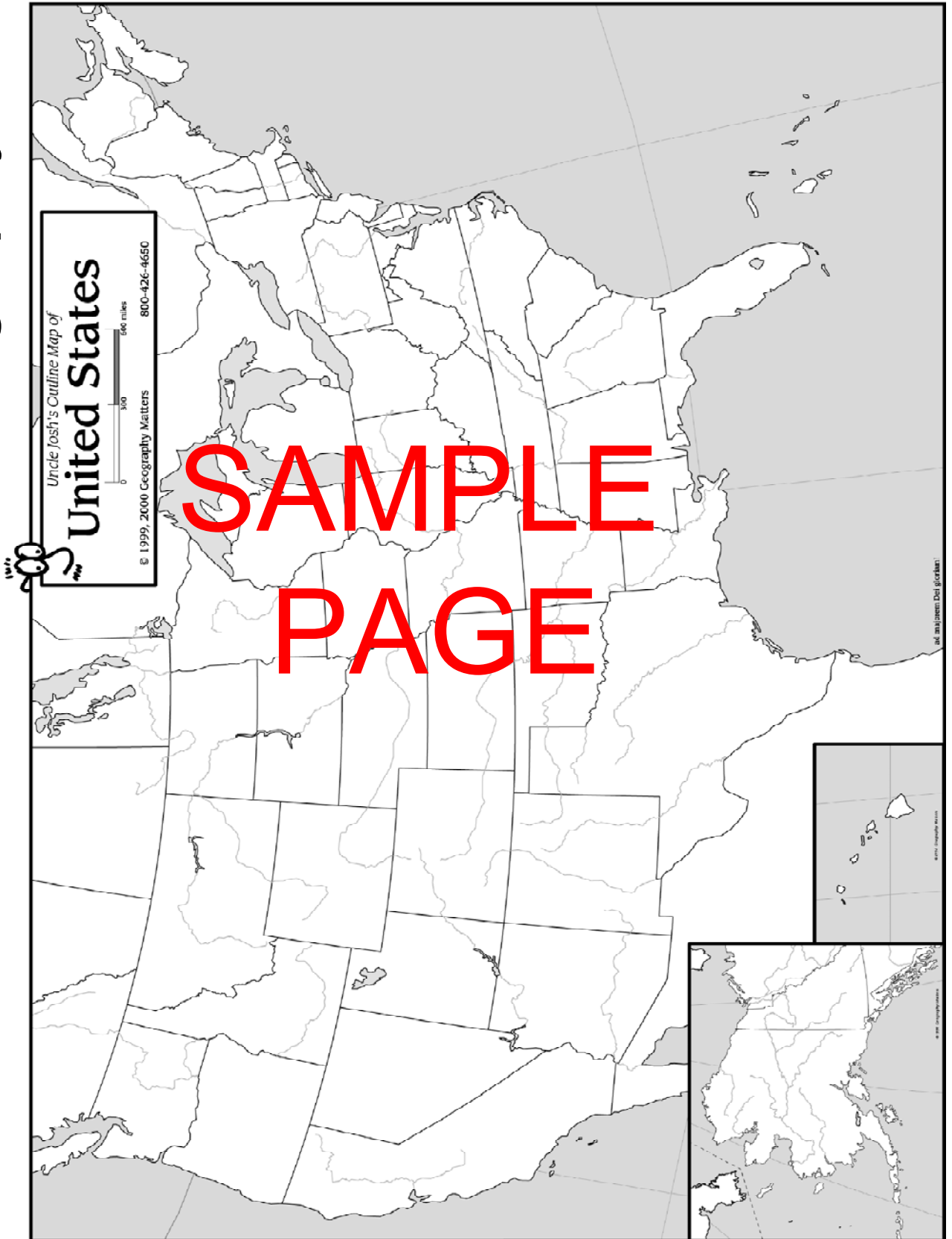
### Folder 4 Weeks 29-37

This folder is to be use with “The Captain’s Dog” by Roland Smith




Cut out the map and glue onto the front of your lapbook. As you study the different regions of the country, color in the states. Color the New England States-**blue**, Mid-Atlantic States-**green**, Southern States-**purple**, Midwestern States-**orange**, Southwestern States-**brown**, Rocky Mountain States-**red**, Pacific Coast States-**pink**.

# Trail Guide to U.S. Geography

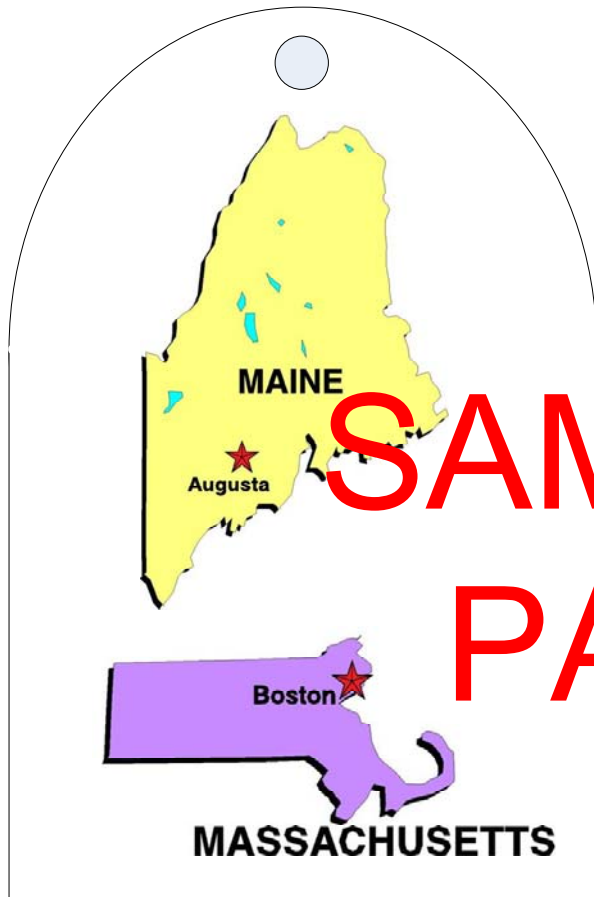


# Week 1 Maine and Massachusetts

## Folder 1



Cut out each piece on this page. Fasten together at the top with a brad (or staple). Glue into lapbook. **Maine Trail Blazing: Lobster.** Read about the lobsters of Maine. Fill out the information on the booklet. **Massachusetts Trail Blazing:** Research the geography, climate, and natural resources of Massachusetts. Fill out the information on the booklet.



## Maine Lobster



Habitat: \_\_\_\_\_

Food: \_\_\_\_\_

Season: \_\_\_\_\_

How they are caught? \_\_\_\_\_

SAMPLE  
PAGE

Massachusetts

Climate: \_\_\_\_\_

Natural Resources: \_\_\_\_\_


Ecology: \_\_\_\_\_

Location: \_\_\_\_\_

Geography: \_\_\_\_\_

## Week 18 Iowa and Missouri

Folder 2



Cut out this piece and hotdog fold on middle line. (There will be a tab sticking out. Do not cut off.) Fold tab up and over to keep booklet closed (like a match book). Cut out the two booklets. Place them inside of the folded booklet and staple. Glue into folder. **Iowa Trail Blazing: Natural Resource.** Research the natural resources of Iowa. List them in the booklet. **Missouri Trail Blazing: Natural Resource:** Research the natural resources of Missouri. List them in the booklet.

The cover of the 'Natural Resources' booklet. It has a brown vertical bar on the left. The title 'Natural Resources' is at the top. Below it is an illustration of a blue and white flower with a brown base. The text 'Iowa & Missouri' is at the bottom. A large red 'SAMPLE PAGE' watermark is overlaid on the cover. A small vertical text 'Hotdog fold' is on the left side of the flower illustration.

Natural Resources

Iowa & Missouri

**SAMPLE PAGE**


Hotdog fold

Iowa's Natural Resources

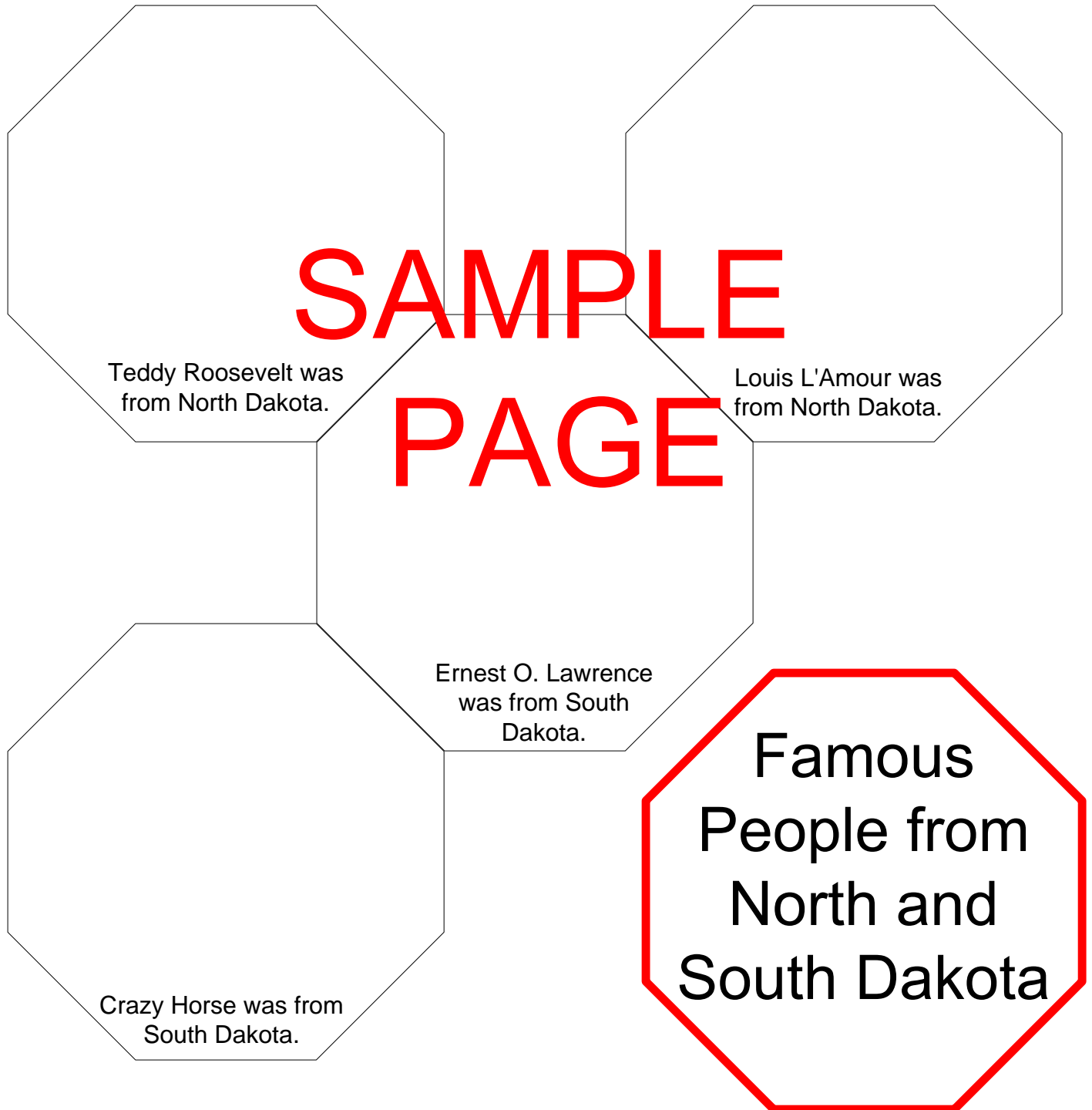
Missouri's Natural Resources

## Week 19 North Dakota and South Dakota

Folder 3

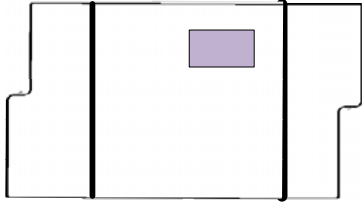


Cut out the large shape as one booklet. Fold the outside flaps to match the center. Cut out the cover label and glue on to front of closed booklet. Glue into lapbook. **North Dakota Trail Blazing: Famous Person. South Dakota Trail Blazing: Famous Person.** Look up each famous person. Inside of each booklet, either write an interesting fact about the person or glue a picture of him.



## Week 24 Montana and Idaho

### Folder 3



Cut out each booklet. Stack together and staple. Glue into the lapbook. **Montana Trail Blazing: Climate.** Read about the drastic temperatures of Montana. With your parents help, look up the temperatures in Montana today. Record on the booklet. **Idaho Trail Blazing: Rainbow Trout.** Read about Rainbow Trout in the Snake River. On the booklet, explain how the fish is prepared for shipping.

### Montana Climate

Today's Date: \_\_\_\_\_



Daily High: \_\_\_\_\_

Daily Low: \_\_\_\_\_

Current: \_\_\_\_\_

Wind: \_\_\_\_\_

**SAMPLE  
PAGE**



Idaho

### Idaho Rainbow Trout

Shipping Process of Rainbow Trout

---

---


---

---


---

# Week 30 Alaska and Hawaii

## Folder 4

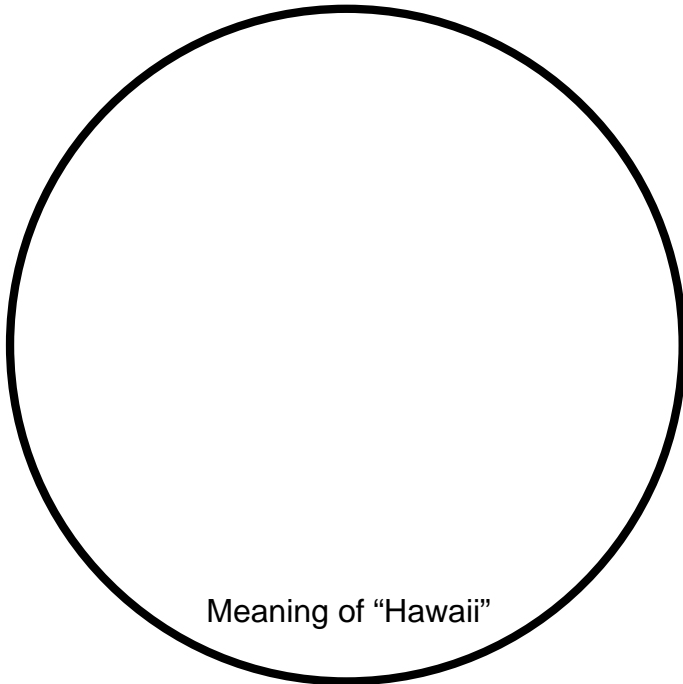


Cut out all of the circles. Stack with title page on top. Staple at the top and glue into lap book. Glue into lapbook.  
**Alaska Trail Blazing: Meaning of Name.** Find out what the word "Alaska" means. Write it in the booklet. **Hawaii Trail Blazing: Meaning of Name.** Find out what the word "Hawaii" means. Write it in the booklet.



**SAMPLE  
PAGE**

Meaning of "Alaska"




Meaning of "Hawaii"

The remainder of the booklets in this folder are designed to be use with the book *The Captain's Dog* by Roland Smith. The book does not use chapter numbers. Each booklet will be labeled at the top of the page by the entry dates of Lewis's journal. We have also included the page numbers from First Gulliver Books 2000 copyright paperback edition in parentheses.


# Week 34 June 13, 1805 through Aug. 8, 1805 (140-186)

## Folder 4



Cut out the large booklet as one piece. Then cut out the smaller pieces. Fold the large booklet in half. Stack the other pages inside and staple. Glue booklet into lapbook. Read the assigned pages. Fill out the information on each booklet.

Native American Indians



**SAMPLE**

Name the different tribes you have read about.

Why did the Shoshone Indians turn and ride away?

How did they show the Indians they were friendly?

**PAGE**